



# Construction League

Showcasing the Nation's  
Top Construction Firms

**Australia 2025**

Reflecting 2024 construction  
commencements

hubexo



**BCI Central**  
Powered by Hubexo

In partnership with

**PROCORE**



# Table of Contents

Introduction	03
About Hubexo	04
LeadManager & Analytix	05
Methodology	06
Executive Summary	07
<b>Top 50 Builders</b>	<b>08</b>
<b>Top 10 Profiles</b>	<b>10</b>
Disclaimer	16







# Introduction

Australia's construction sector is recalibrating as companies adapt to a more challenging environment. Labour shortages, higher material costs and economic uncertainty are testing the industry's resilience, but leading firms are responding with earlier contractor engagement, stronger risk management and a focus on delivering projects more efficiently. The shift is reshaping not just how projects are built, but how firms position themselves for future growth.

The depth and breadth of data captured through BCI Central's LeadManager platform, powered by Hubexo, enables a unique view of the companies driving this transformation. Drawing on more than 5,000 sources and 13,000 project updates across Australia and New Zealand each month, our insights provide a detailed, real-time picture of construction activity nationwide—allowing us to track the market's top performers with precision. It is this data-led approach that underpins the Construction League, now in its fourth edition, recognising the firms setting new benchmarks for resilience, efficiency and leadership across an evolving landscape.

The Construction League ranks the top 50 construction firms by the total value of projects that commenced construction during 2024 in eligible sectors, including commercial, community, industrial, legal and military, and multi-residential. Our report provides a breakdown of each firm's activity, including the number of projects, average project value and total project value.

For the top 10 firms, we provide a deeper analysis of their market presence, including a high-level breakdown of project activity by sector and geographic distribution, offering greater insight into where and how these companies are securing their position in a competitive landscape.



hubexo

Ashleigh Porter  
President, APAC



# About Hubexo

In 2021, BCI Central was acquired by Byggfakta Group. In October 2024, Byggfakta Group rebranded to Hubexo and began the roll-out of the Hubexo brand across its global network of companies, including BCI Central.

The new Hubexo brand reflects our commitment to working as one unified, global organisation—empowering our customers to maximise sales, streamline operations and build more sustainably. Our new name reflects our position at the heart of the global construction industry, connecting data, insights and innovation to shape the future of the built environment.

At the core of Hubexo's offerings are five key product pillars—Market Intelligence, Project Information, Product Information, Specification and eTendering—that together create a powerful ecosystem spanning 1.3 million active projects, 50,000 customers and 25 countries.

Hubexo's global product network drives better decision-making, unlocks sales opportunities and promotes sustainable construction.

Hubexo provides clients with the insights needed to navigate the complex construction landscape, boosting growth and driving efficiency through advanced technology solutions.

**hubexo**  
Build better

Market Intelligence

Project Information

Product Information

Specification

eTendering



## Construction League

Introduction

About Hubexo

**LeadManager & Analytix**

Methodology

Executive Summary

Top 50 Builders

Top 10 Profiles

Showcasing  
Australia's  
Top Construction  
Firms

# LeadManager

BCI Central's Project Information platform, LeadManager, gives users access to a live database of construction projects, companies and contacts, unlocking unparalleled opportunities and insights.

From early planning to construction, LeadManager users can explore thousands of projects across specific locations and sectors to discover new leads and connect with key decision-makers.

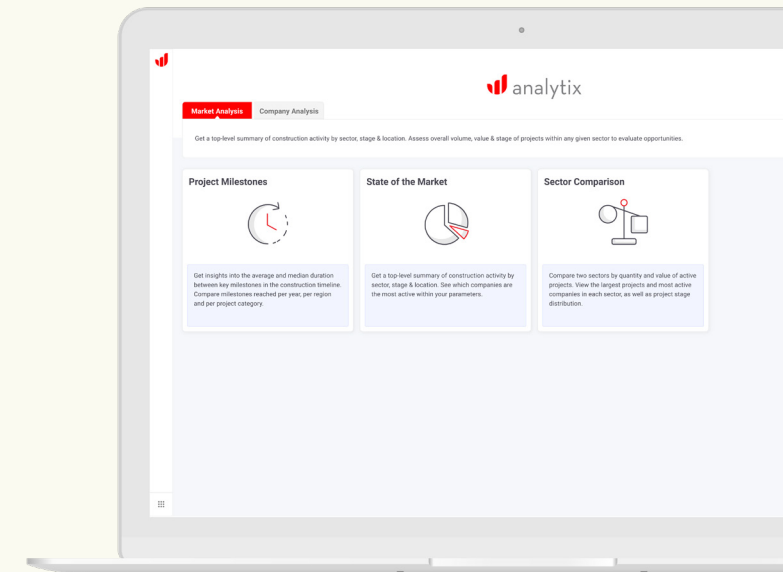
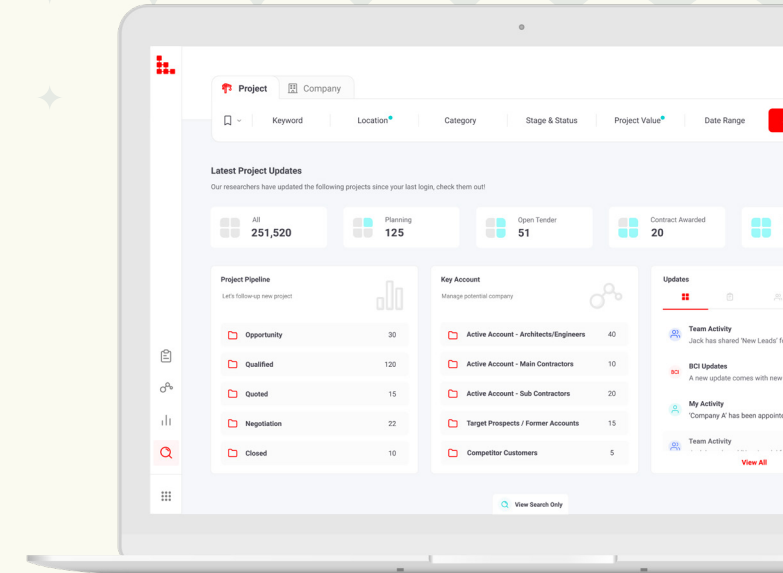
BCI Central data covers all construction sectors, including commercial, residential, education, healthcare, legal, renewable energy, industrial, civil and infrastructure, mining, oil and gas. BCI covers projects across Australia, New Zealand, the Pacific Islands, Hong Kong, Indonesia, Malaysia, the Philippines, Singapore, Thailand, Vietnam, Myanmar and Cambodia.

**5,000+**  
Sources in ANZ

**13,000+**  
Average Project Updates per Month in ANZ

# Analytix

BCI Central's Analytix platform offers a comprehensive Market Intelligence solution. Leveraging hundreds of thousands of historical construction project data points from LeadManager, Analytix identifies patterns, trends and relationships. The platform facilitates proactive strategic planning and helps users uncover high-probability opportunities to stay ahead of the competition.





# Methodology

## The Construction League presents information and insights on the Australian construction market.

The Construction League ranks builders, including developer/builders, by the total value of projects that commenced construction in 2024 within the commercial, community, industrial, legal and military, and multi-residential sectors. Data is based on BCI's research, as well as submissions from builders. We have excluded companies who declined to be listed in the League. The civil, infrastructure, transport, utilities, energy, and mining, oil and gas sectors have been excluded, as these are areas that warrant separate attention.

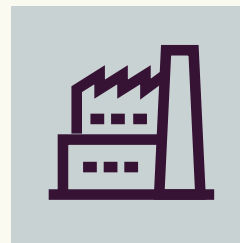
### Sectors represented are compilations of BCI project categories:



**Commercial**



**Community**



**Industrial**



**Legal & Military**



**Multi-  
Residential**





**Construction  
League**

Introduction

About Hubexo

LeadManager &  
Analytix

Methodology

**Executive  
Summary**

Top 50 Builders

Top 10 Profiles

**Showcasing  
Australia's  
Top Construction  
Firms**

# Executive Summary

Australia's construction industry continues to demonstrate resilience amid ongoing economic pressures, including elevated construction costs and a shortage of skilled labour. Despite these challenges, the sector remains a vital contributor to national employment and economic growth.

The 2025 Construction League report reflects both the strength and adaptability of Australian builders in navigating a volatile economic climate while driving large-scale development across the country. The nation's top 50 builders commenced construction on a combined \$33.1 billion worth of projects, while the top 10 collectively delivered over 270 projects, representing more than \$18.5 billion in total construction value.

Leading the League for 2025 is BESIX Watpac, securing 1st place with a total project value exceeding \$3.4 billion across 11 high-value projects. Following closely, Built climbed to the 2nd spot with a remarkable 72 project commencements worth just over \$3 billion, reflecting its continued dominance in the volume and value of national construction activity.

Multiplex, a consistent top 10 performer, landed 3rd place with over \$2.8 billion in total project value from 18 large-scale projects. The top five is rounded out by Hutchinson Builders and Hickory, with project values of \$1.7 billion and \$1.6 billion respectively, highlighting their strong presence in both metro and emerging markets.

Other builders making significant contributions to the national construction landscape include Kane Constructions and ADCO Constructions, both with over \$1.2 billion in total project value. FDC Construction & Fitout, Icon, and Richard Crookes Constructions also secured their place in the top 10, with each commencing construction on more than \$1 billion in projects.

These rankings reflect not only strong delivery and investment capacity, but also strategic adaptability—qualities increasingly critical in an environment where inflation, interest rate sensitivity, and supply chain disruptions continue to impact margins.

With a robust project pipeline and a shift toward high-value, complex builds, the industry appears well-positioned to continue its vital contribution to Australia's built environment in 2025 and beyond.



**Ashleigh Pattison**  
Director of Project Content  
APAC



## Construction League

Introduction

About Hubexo

LeadManager &  
Analytix

Methodology

Executive  
Summary

**Top 50 Builders**

Top 10 Profiles

Showcasing  
Australia's  
Top Construction  
Firms

# The Top 50 Builders

RANK	FIRM	NUMBER OF PROJECTS	AVERAGE PROJECT VALUE (AUD)	TOTAL PROJECT VALUE (AUD)
1	BESIX Watpac	11	\$314,054,545	\$3,454,600,000
2	Built	72	\$41,995,695	\$3,023,690,038
3	Multiplex	18	\$159,285,734	\$2,867,143,209
4	Hutchinson Builders	53	\$32,655,060	\$1,730,718,198
5	Hickory	9	\$179,555,556	\$1,616,000,000
6	Kane Constructions	45	\$28,480,444	\$1,281,620,000
7	ADCO Constructions	22	\$57,593,327	\$1,267,053,187
8	FDC Construction & Fitout	25	\$48,754,204	\$1,218,855,107
9	Icon	6	\$182,616,667	\$1,095,700,000
10	Richard Crookes Constructions	11	\$93,609,091	\$1,029,700,000
11	A W Edwards	2	\$501,500,000	\$1,003,000,000
12	Buildcorp	50	\$19,758,735	\$987,936,741
13	Qanstruct	4	\$233,543,500	\$934,174,000
14	McNab	31	\$29,513,968	\$914,933,000
15	Hansen Yuncken	12	\$59,504,083	\$714,049,000
16	Mainbrace Constructions	62	\$8,482,258	\$525,900,000
17	Texco Construction	18	\$28,743,964	\$517,391,361
18	Kapitol Group	10	\$47,215,000	\$472,150,000
19	Deicorp	2	\$233,361,025	\$466,722,050
20	Lendlease	4	\$113,726,000	\$454,904,000
21	Hindmarsh	8	\$55,746,500	\$445,972,000
22	Vaughan Constructions	7	\$58,757,143	\$411,300,000
23	Hamilton Marino Builders	7	\$57,502,286	\$402,516,000
24	DCOH	2	\$177,500,000	\$355,000,000
25	Westbourne Constructions	3	\$114,804,000	\$344,412,000





## Construction League

Introduction

About Hubexo

LeadManager & Analytix

Methodology

Executive Summary

**Top 50 Builders**

Top 10 Profiles

Showcasing  
Australia's  
Top Construction  
Firms

# The Top 50 Builders

RANK	FIRM	NUMBER OF PROJECTS	AVERAGE PROJECT VALUE (AUD)	TOTAL PROJECT VALUE (AUD)
26	SJ Higgins	17	\$19,480,235	\$331,164,000
27	Binah	3	\$96,333,333	\$289,000,000
28	Iris Built	1	\$280,000,000	\$280,000,000
29	Sarah Constructions	16	\$17,209,500	\$275,352,000
30	Urban Property Group	3	\$86,000,000	\$258,000,000
31	Construction Control	3	\$83,926,333	\$251,779,000
32	Mirvac	2	\$125,000,000	\$250,000,000
33	Infinity Constructions	4	\$62,479,500	\$249,918,000
34	Hanssen	1	\$243,000,000	\$243,000,000
35	Taylor	5	\$48,560,006	\$242,800,028
36	BADGE Constructions	14	\$17,153,929	\$240,155,000
37	CIP Constructions	11	\$21,763,636	\$239,400,000
38	Fairbrother	28	\$8,243,893	\$230,829,000
39	Habitat Development Group	1	\$220,000,000	\$220,000,000
40	Lipman	11	\$19,818,182	\$218,000,000
41	APM Group	3	\$71,806,333	\$215,419,000
42	FCC Construction	1	\$206,250,000	\$206,250,000
43	Built Environs	5	\$38,867,400	\$194,337,000
44	Nicholson Construction	13	\$14,500,253	\$188,503,295
45	Plan Group	52	\$3,589,000	\$186,628,024
46	TQM Design & Construct	1	\$180,000,000	\$180,000,000
47	Kennett	11	\$15,936,364	\$175,300,000
48	Growthbuilt	8	\$20,427,250	\$163,418,000
49	Edge	3	\$50,666,667	\$152,000,000
50	Apollo	8	\$18,902,750	\$151,222,000



## Construction League

Introduction

About Hubexo

LeadManager & Analytix

Methodology

Executive Summary

Top 50 Builders

Top 10 Profiles

Showcasing  
Australia's  
Top Construction  
Firms

## 01 BESIX Watpac

11

Projects

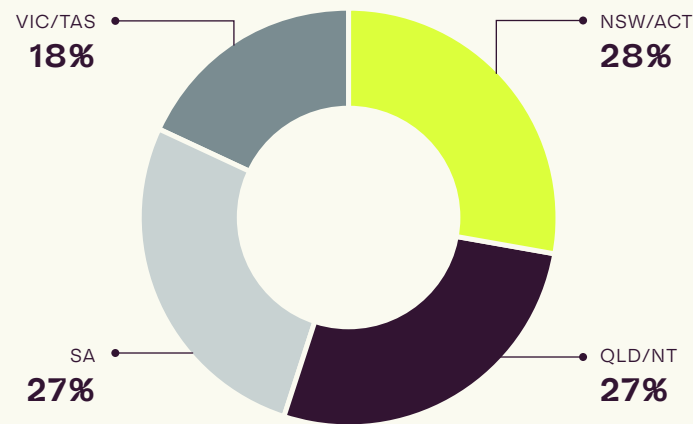
\$314,054,545

Average Project Value

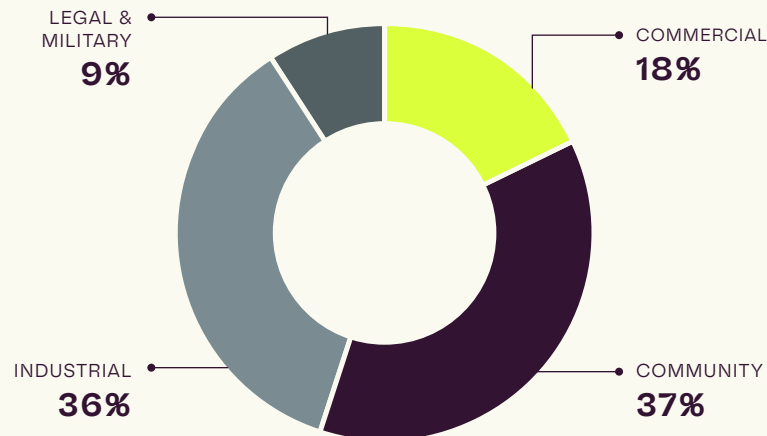
\$3,454,600,000

Total Project Value

BREAKDOWN OF PROJECTS BY LOCATION



BREAKDOWN OF PROJECTS BY SECTOR



## 02 Built

72

Projects

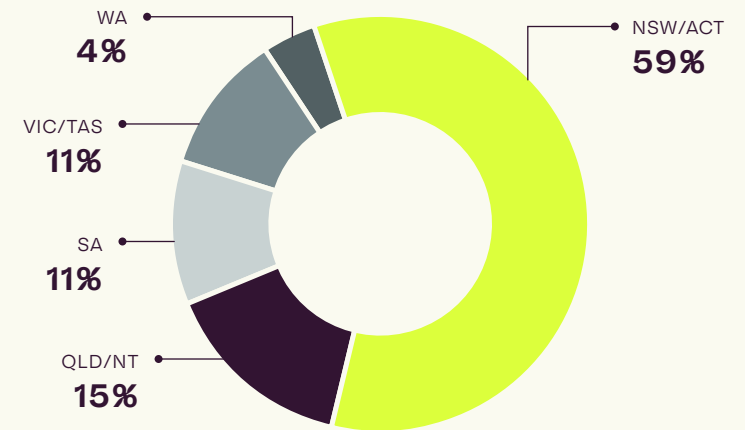
\$41,995,695

Average Project Value

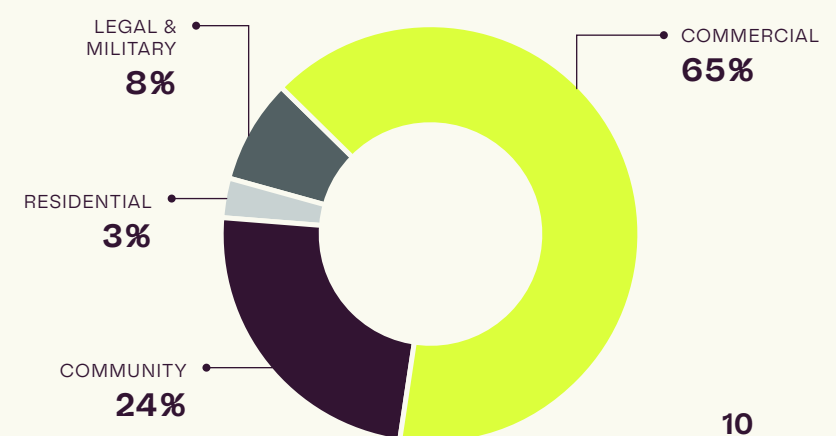
\$3,023,690,038

Total Project Value

BREAKDOWN OF PROJECTS BY LOCATION



BREAKDOWN OF PROJECTS BY SECTOR





## Construction League

Introduction

About Hubexo

LeadManager & Analytix

Methodology

Executive Summary

Top 50 Builders

Top 10 Profiles

Showcasing  
Australia's  
Top Construction  
Firms

## 03 Multiplex

18

Projects

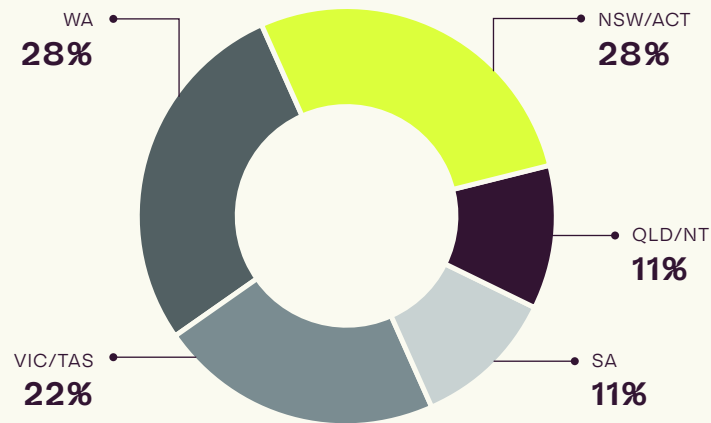
\$159,285,734

Average Project Value

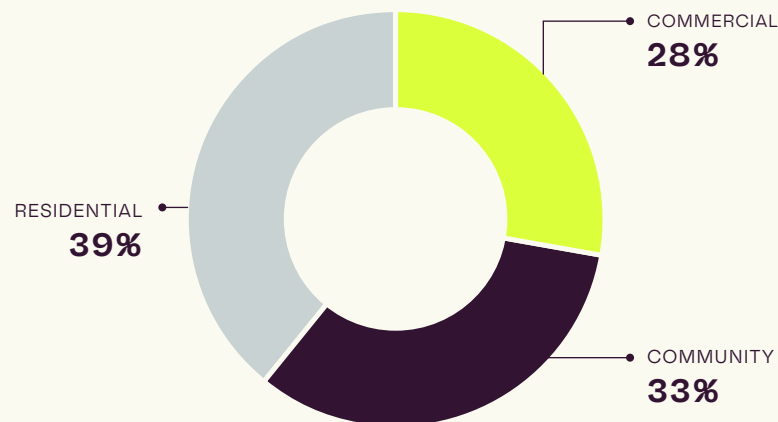
\$2,867,143,209

Total Project Value

BREAKDOWN OF PROJECTS BY LOCATION



BREAKDOWN OF PROJECTS BY SECTOR



## 04 Hutchinson Builders

53

Projects

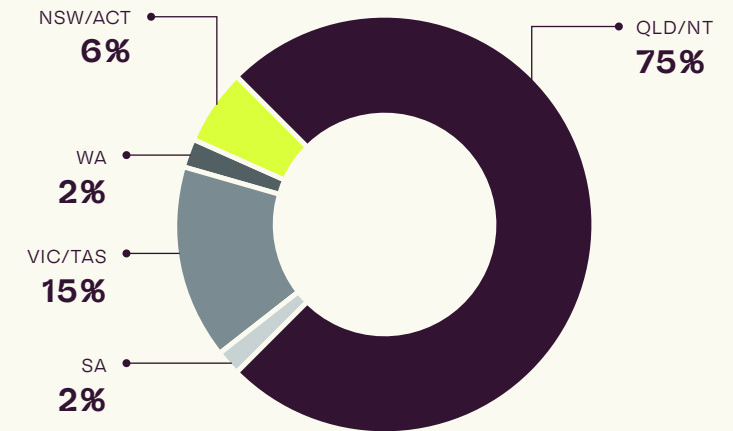
\$32,655,060

Average Project Value

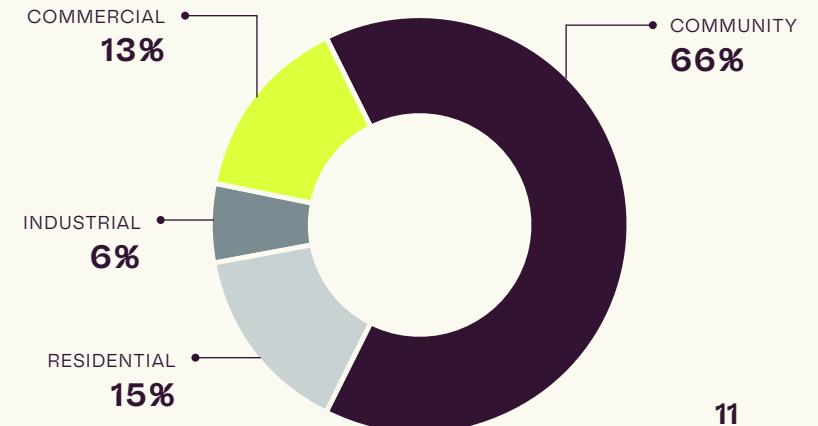
\$1,730,718,198

Total Project Value

BREAKDOWN OF PROJECTS BY LOCATION



BREAKDOWN OF PROJECTS BY SECTOR







## Construction League

Introduction

About Hubexo

LeadManager & Analytix

Methodology

Executive Summary

Top 50 Builders

**Top 10 Profiles**

Showcasing  
Australia's  
Top Construction  
Firms

## 05 Hickory

**9**

Projects


**\$179,555,556**

Average Project Value

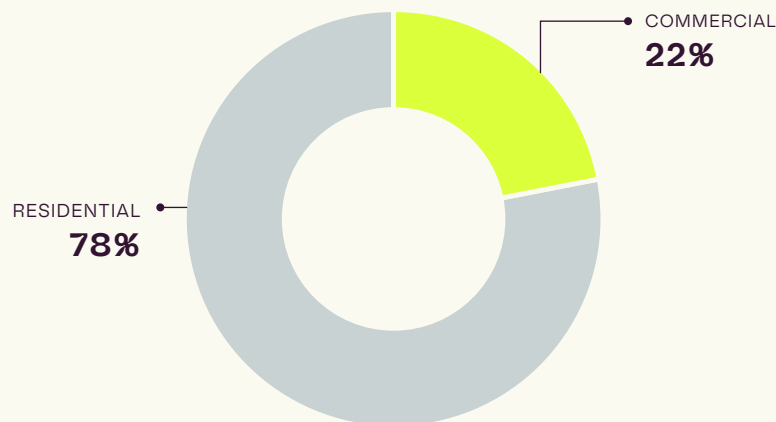
**\$1,616,000,000**

Total Project Value

BREAKDOWN OF PROJECTS BY LOCATION



BREAKDOWN OF PROJECTS BY SECTOR



## 06 Kane Constructions

**45**

Projects

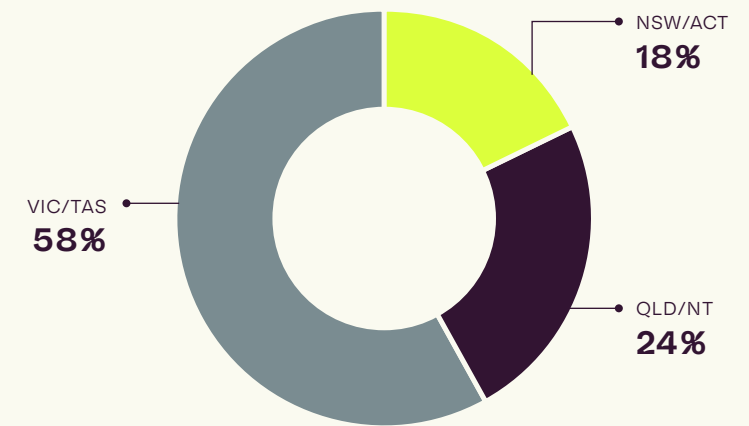
**\$28,480,444**

Average Project Value

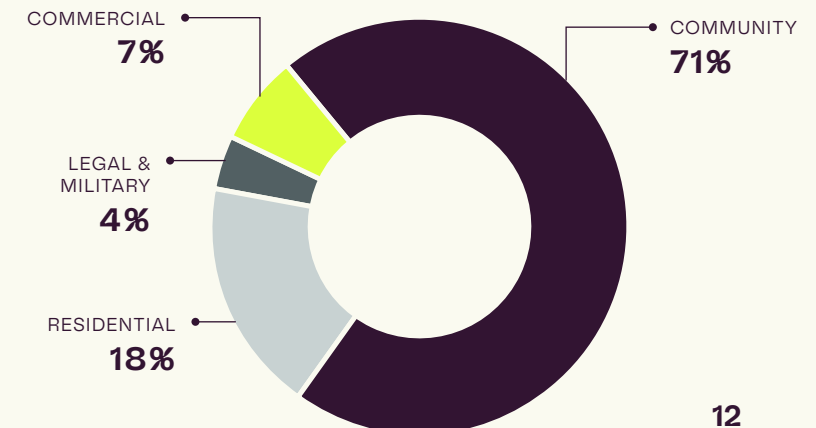
**\$1,281,620,000**

Total Project Value

BREAKDOWN OF PROJECTS BY LOCATION



BREAKDOWN OF PROJECTS BY SECTOR





## Construction League

Introduction

About Hubexo

LeadManager & Analytix

Methodology

Executive Summary

Top 50 Builders

Top 10 Profiles

Showcasing  
Australia's  
Top Construction  
Firms

07

## ADCO Constructions

22

Projects

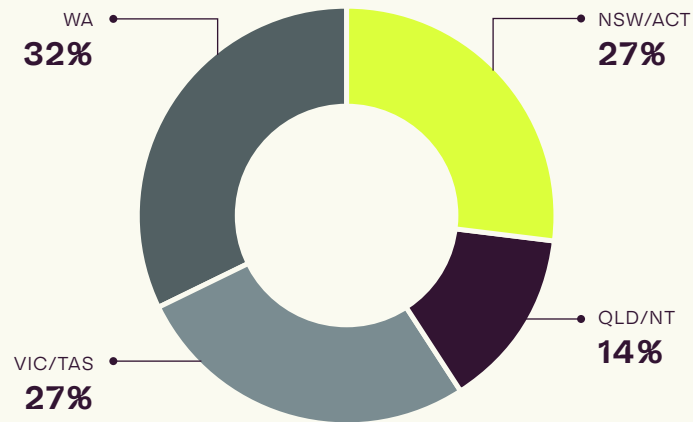
\$57,593,327

Average Project Value

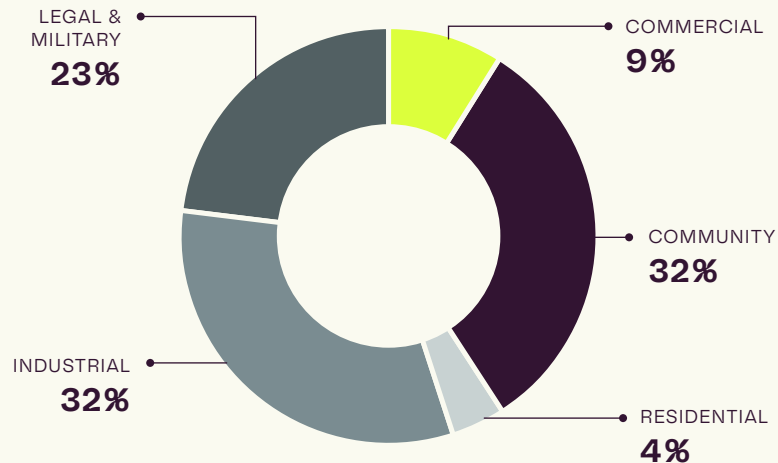
\$1,267,053,187

Total Project Value

BREAKDOWN OF PROJECTS BY LOCATION



BREAKDOWN OF PROJECTS BY SECTOR



08

## FDC Construction & Fitout

25

Projects

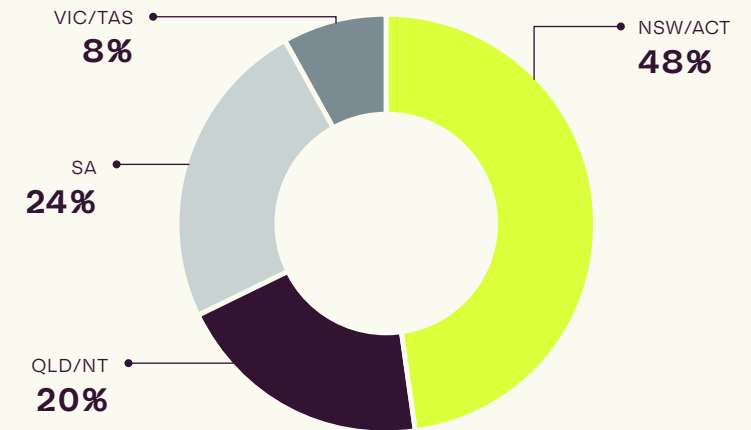
\$48,754,204

Average Project Value

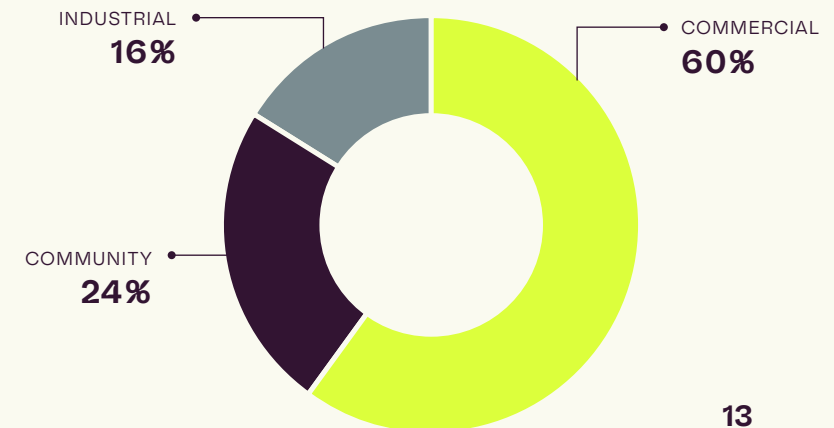
\$1,218,855,107

Total Project Value

BREAKDOWN OF PROJECTS BY LOCATION



BREAKDOWN OF PROJECTS BY SECTOR





## Construction League

Introduction

About Hubexo

LeadManager & Analytix

Methodology

Executive Summary

Top 50 Builders

Top 10 Profiles

Showcasing  
Australia's  
Top Construction  
Firms

## 09 Icon

6

Projects

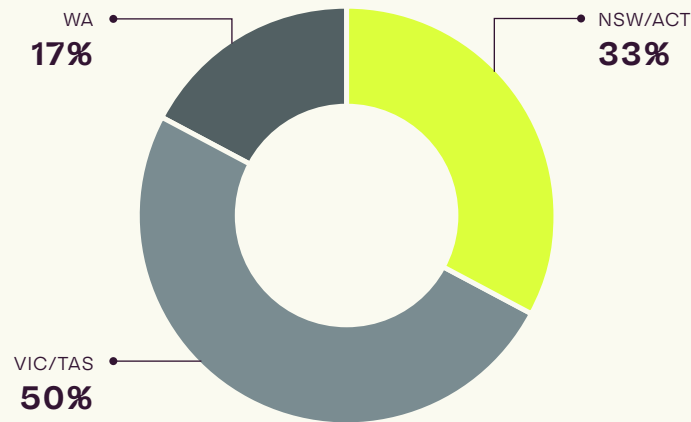
\$182,616,667

Average Project Value

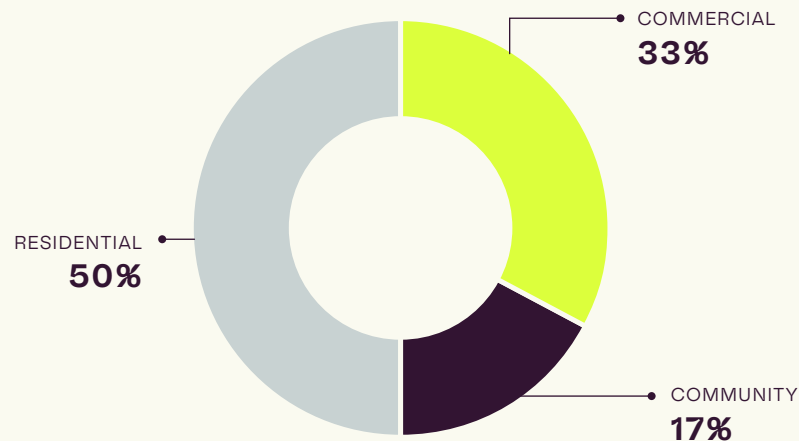
\$1,095,700,000

Total Project Value

BREAKDOWN OF PROJECTS BY LOCATION



BREAKDOWN OF PROJECTS BY SECTOR



## 10

## Richard Crookes Constructions

11

Projects

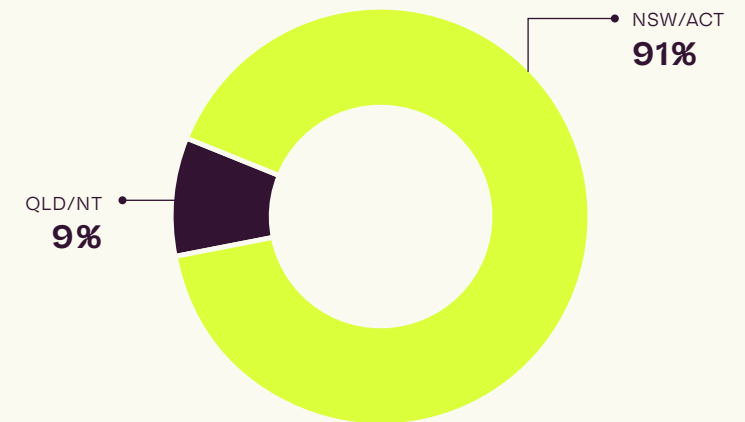
\$93,609,091

Average Project Value

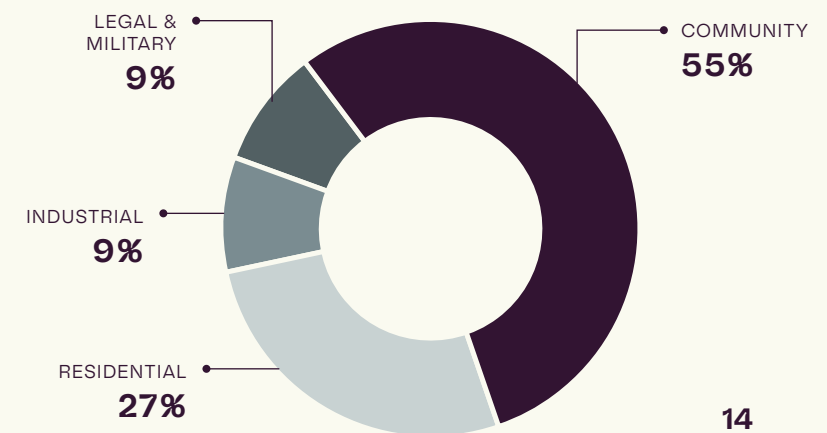
\$1,029,700,000

Total Project Value

BREAKDOWN OF PROJECTS BY LOCATION



BREAKDOWN OF PROJECTS BY SECTOR







# Procore Project Management Pro

## Unify your project data

### Unmatched traceability and accountability

Transform project oversight with end-to-end traceability and clear accountability, ensuring every action and decision is tracked and attributable.

### Standardised project compliance

Achieve consistency and continuity in project delivery with customisable, standardised workflows that can be templatised and applied across your organisation and projects.

### Instant real-time information access

Eliminate time waste with centralised, easily searchable information, putting the right information at your fingertips when you need it most.

### Automate data and minimise breakdown in information flow

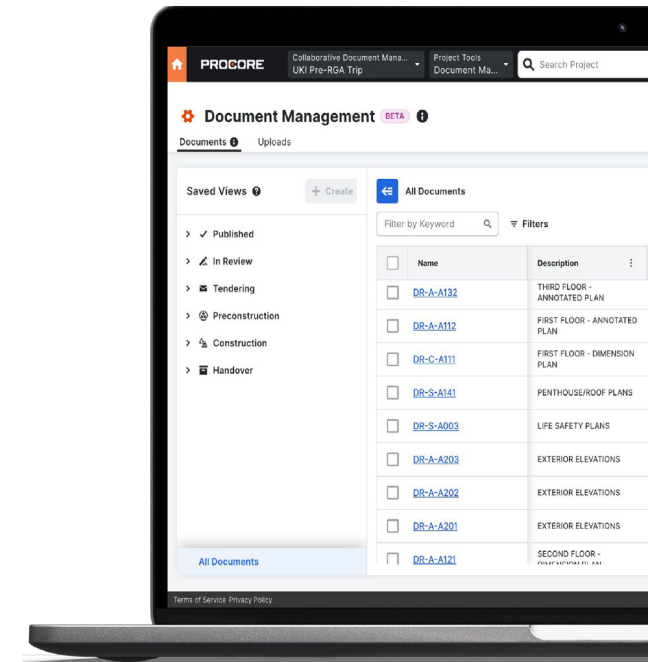
Boost efficiency and accuracy through automated data handling, reducing manual input and ensuring up-to-date, error-free information across your project.

### Proactive change management to avoid rework

Stay ahead of project changes with real-time impact assessment and seamless integration, enabling informed decision-making and minimising disruptions.

### Seamless tool integration

Experience a fully connected project management ecosystem, where data flows effortlessly between tools, providing a unified solution for all your project needs.



**“Procore enabled true transparency and collaboration with multiple parties from day one. The direct upside of this is we can shave 75% from our project completion timeline. That’s game changing.”**

**MICHAEL STUART**  
President, Fletcher Construction

[Learn More](#)



1300 224 287 | [contact.au@bcicentral.com](mailto:contact.au@bcicentral.com)  
Suite 202, Level 2, 754 Pacific Highway Chatswood NSW 2067

**© 2025 BCI Central**

This report is copyrighted. Information contained herein should not, in whole or part, be published, reproduced or referred to without prior approval. Users may download and print extracts of content from this report for their own personal and non-commercial use only. Brief excerpts may be used, provided full accreditation is given to BCI Central. Republication or redistribution of BCI Central content is expressly prohibited without the prior written consent of BCI Central.

**Disclaimer:** This report is for general information purposes only. This information has been researched from a variety of sources, including direct submissions from construction companies. BCI Central does not lay any claim to this data. This information has been prepared without taking your specific needs or objectives into account. Because of this, you should consider its appropriateness with regard to your objectives or needs before acting on this information. It should not be relied upon as a basis for entering into transactions without seeking specific, qualified, professional advice. While facts have been reviewed, BCI Central does not warrant the accuracy or completeness of the information in this publication, and accepts no, and disclaims all, liability for any loss or damage whether occasioned by reliance on such information or otherwise. The information is subject to change without notice and BCI Central is under no obligation to update the information or correct any inaccuracy which may become apparent at a later date.